

- K 1697** SE-70 (Type name. HKSE-70)  
SE-90 (Type name. HKSE-90)
- K 1698** SE-110 (Type name. HKSE-110)  
SE-150 (Type name. HKSE-150)

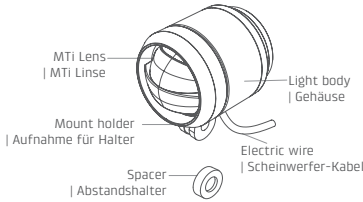
**EN** This headlight for DC power source from 5 to 16 V only. Do not use it to an AC power source (e.g. a dynamo)! Connecting over voltage power may cause the lamp to be destroyed! Lights without switch function on it. Lights on and off control by e-bike system.

**DE** Dieser Scheinwerfer ist nur für eine Gleichspannungsstromquelle (DC) von 5 bis 16 V. Nicht an Wechselspannungsquelle (z.B. Dynamo) benutzen! Anschluss an Überspannung kann zur Zerstörung des Scheinwerfers führen! Scheinwerfer ohne Lichtschalter. Ein- und Ausschalten durch E-Bike System Bedieneinheit.

Hinweis: Die Texte in deutscher Sprache beinhalten teilweise zusätzliche Informationen die nur im Geltungsbereich der StVZO Gültigkeit haben.

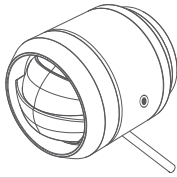
#### Product Overview | Produktübersicht

Model No. HKSE70D/ 90D/ 110D/ 150D



**Product Include | Inhalt:**  
1 x Headlight with electric wire | 1x Scheinwerfer mit Scheinwerfer-Kabel  
1 x Spacer | 1x Abstandshalter

Model No. HKSE110R/ 110L/ 150R/ 150L



\* To use with handlebar mount / bracket  
| Zur Verwendung mit Lenkerhalter  
(Model no. PHB31850)

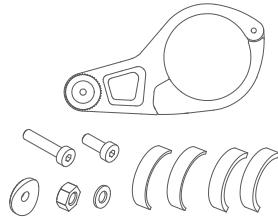
**Product Include | Inhalt:**  
1 x Headlight with electric wire | 1x Scheinwerfer mit Scheinwerfer-Kabel

#### Installation Guide | Installationsanleitung

**Handlebar bracket / mount for Ø 31.8 / 35mm | Kunststoff Lenkerhalter Ø 31.8 / 35mm**  
Available for HKSE110R / 110L / 150R / 150L | Verfügbar für HKSE110R / 110L / 150R / 150L

Model no. PHB31850

**Include | Inhalt:**  
1 x Handlebar bracket / mount | 1x Lenkerhalter  
1 x spacer | 1 x Abstandshalter  
1 x M4 12mm bolt | 1 x M4 12mm Schraube  
1 x M4 25mm bolt | 1 x M4 25mm Schraube  
2 x 0.5mm pad | 2 x 0.5mm Pad  
2 x 2.5mm pad | 2 x 2.5mm Pad  
1 x M4 Washer | 1 x M4 Beilagscheibe  
1 x M4 nut | 1 x M4 Mutter

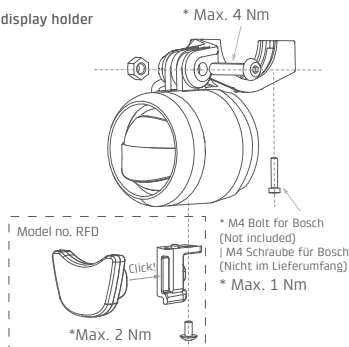


**GoPro style mount for BOSCH Intuvia & Nyon (-MY20) display holder | Halter für Bosch Intuvia & Nyon (-MY20)**

Available for HKSE70U / 90U/ 110U/ 150U  
| Verfügbar für HKSE70U / 90U/ 110U/ 150U

Model no. GO-B01

**Include | Inhalt:**  
1 x Mount for Bosch | 1 x Halter für Bosch  
1 x M5 20mm bolt | 1 x M5 20mm Schraube  
1 x M5 4mm nut | 1 x M5 4mm Mutter

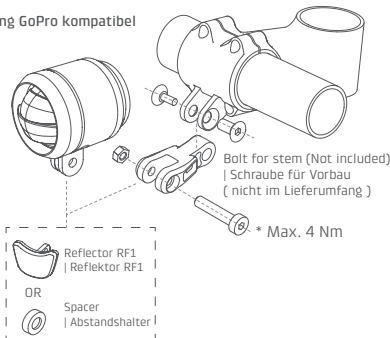


**Stem (face cap) adapter | Vorbau Adapter , Verlängerung GoPro kompatibel**

Available for HKSE70D / 90D/ 110D/ 150D  
| Verfügbar für HKSE70D / 90D/ 110D/ 150D

Model no. AP1

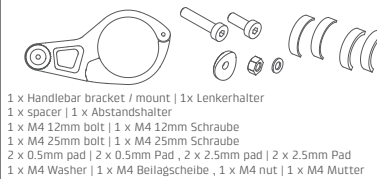
**Include | Inhalt:**  
1 x Stem (face cap) adapter | 1 x Vorbau Adapter  
1 x M5 20mm bolt | 1 x M5 20mm Schraube  
1 x M5 4mm nut | 1 x M5 4mm Mutter



**Accessories | Zubehör** Optional accessories, depending on drive system and mounting position.  
| Optionales Zubehör, je nach Antriebssystem und Halterposition.

**Handlebar bracket / mount for Ø 31.8 / 35mm | Kunststoff Lenkerhalter Ø 31.8 / 35mm**

Model no. PHB31850



1 x Handlebar bracket / mount | 1x Lenkerhalter  
1 x spacer | 1 x Abstandshalter  
1 x M4 12mm bolt | 1 x M4 12mm Schraube  
1 x M4 25mm bolt | 1 x M4 25mm Schraube  
2 x 0.5mm pad | 2 x 0.5mm Pad, 2 x 2.5mm pad | 2 x 2.5mm Pad  
1 x M4 Washer | 1 x M4 Beilagscheibe, 1 x M4 nut | 1 x M4 Mutter

**Front fender adapter | Schutzblech-Adapter**

Model no. AP3



1 x Front fender adapter | 1 x Schutzblech-Adapter  
1 x M5 20mm bolt | 1 x M5 20mm Schraube  
1 x M5 8 mm bolt | 1 x M5 8mm Schraube  
2 x M5 4mm nut | 2 x M5 4mm Mutter

**Stem (face cap) adapter | Vorbau Adapter , Verlängerung GoPro kompatibel**

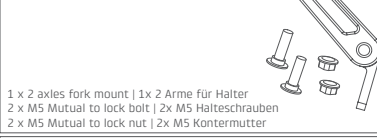
Model no. AP1



1 x Stem (face cap) adapter | 1 x Vorbau Adapter  
1 x M5 20mm bolt | 1 x M5 20mm Schraube  
1 x M5 4mm nut | 1 x M5 4mm Mutter

**Aluminum 2 axes fork mount | Verstellbarer CNC Aluminium Gabelhalter**

Model no. FK2A



1 x 2 axes fork mount | 1 x 2 Arme für Halter  
2 x M5 Mutal to lock bolt | 2x M5 Halteschrauben  
2 x M5 Mutal to lock nut | 2x M5 Kontermutter

**Universal fork mount | Universeller Kunststoff Gabelhalter**

Model no. FKPL



1 x Plastic fork mount  
1 x Kunststoff Gabelhalter  
1 x M5 20mm bolt | 1 x M5 20mm Schraube  
1 x M5 4mm nut | 1 x M5 4mm Mutter

**GoPro style mount for BOSCH Intuvia & Nyon (-MY20) display holder | Halter für Bosch Intuvia & Nyon (-MY20)**

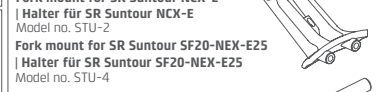
Model no. GO-B01



1 x Mount for Bosch | 1 x Halter für Bosch  
1 x M5 20mm bolt | 1 x M5 20mm Schraube  
1 x M5 4mm nut | 1 x M5 4mm Mutter

**Fork mount for SR Suntour NEX-E, NEX, CR8 | Halter für SR Suntour NEX-E, NEX, CR8**

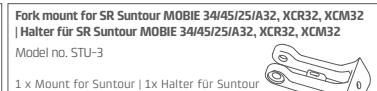
Model no. STU-1



1 x Mount for SR Suntour NEX-E  
1 x Halter für SR Suntour NEX-E  
Model no. STU-1

**Fork mount for SR Suntour SF20-NEX-E25 | Halter für SR Suntour SF20-NEX-E25**

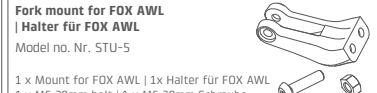
Model no. STU-4



1 x Mount for Suntour | 1x Halter für Suntour  
1 x M5 20mm bolt | 1 x M5 20mm Schraube  
1 x M5 4mm nut | 1 x M5 4mm Mutter

**Fork mount for SR Suntour MOBIE 34/45/25/A32, XCR32, XCM32 | Halter für SR Suntour MOBIE 34/45/25/A32, XCR32, XCM32**

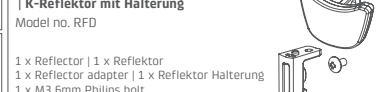
Model no. STU-3



1 x Mount for Suntour | 1x Halter für Suntour  
1 x M5 20mm bolt | 1 x M5 20mm Schraube  
1 x M5 4mm nut | 1 x M5 4mm Mutter  
1 x M5 10mm bolt | 1 x M5 10mm Schraube  
1 x M5 Washer | 1 x M5 Beilagscheibe

**Fork mount for FOX AWL | Halter für FOX AWL**

Model no. NR. STU-5



1 x Mount for FOX AWL | 1x Halter für FOX AWL  
1 x M5 20mm bolt | 1 x M5 20mm Schraube  
1 x M5 4mm nut | 1 x M5 4mm Mutter  
2 x M5 10mm bolt | 2 x M5 10mm Schraube

**K-reflector\* adapter (w/machine screw) | K-Reflektor mit Halterung**


Model no. RFD



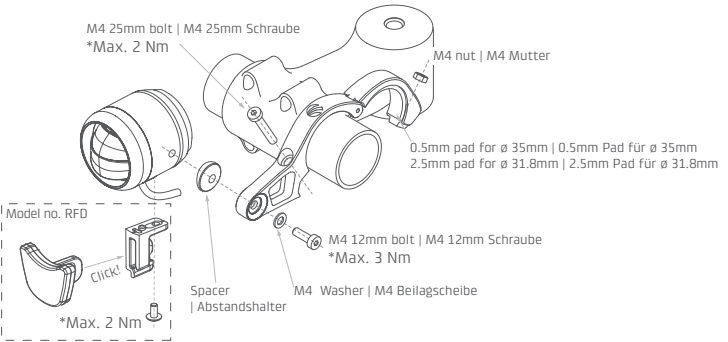
1 x Reflector | 1 x Reflektor  
1 x Reflector adapter | 1 x Reflektor Halterung  
1 x M3 6mm Philips bolt | 1 x M3 6mm Kreuz-schlitzschaube

**K-reflector (front) | K-Reflektor vorne**

Model no. RF1



1 x Reflector | 1 x Reflektor



**Front fender adapter | Schutzblech-Adapter**

Available for HKSE70D / 90D/ 110D/ 150D  
| Verfügbar für HKSE70D / 90D/ 110D/ 150D

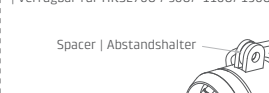


Model no. AP3  
**Include | Inhalt:**  
1 x Front fender adapter  
1 x Schutzblech-Adapter  
1 x M5 20mm bolt | 1 x M5 20mm Schraube  
1 x M5 8 mm bolt | 1 x M5 8mm Schraube  
2 x M5 4mm nut | 2 x M5 4mm Mutter

The Fender is not included in the package. Please check the compatibility of the fender.  
| Das Schutzblech ist nicht im Lieferumfang enthalten. Bitte prüfen Sie die Kompatibilität des Schutzblechs.

**Mount on stem | Am Vorbau**

Available for HKSE70U / 90U/ 110U/ 150U  
| Verfügbar für HKSE70U / 90U/ 110U/ 150U

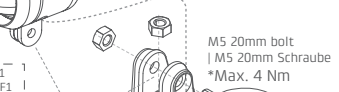


Spacer | Abstandshalter  
Bolt for stem (Not included) | Schraube für Vorbau ( nicht im Lieferumfang )



Model no. RFD  
\*Max. 2 Nm

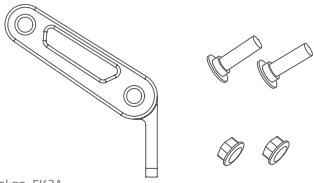
Power cable can go through the adapter.  
| Das Lichtkabel kann durch den Adapter geführt werden.



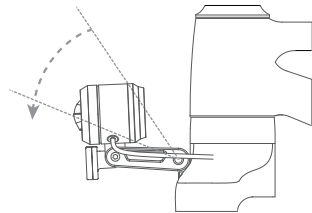
M5 20mm bolt | M5 20mm Schraube  
\*Max. 4 Nm  
M5 8mm bolt | M5 8mm Schraube  
\*Max. 3 Nm

The stem is not included in the package. Please check the compatibility of the stem.  
| Der Vorbau ist nicht im Lieferumfang. Bitte überprüfen Sie die Kompatibilität des Vorbau.

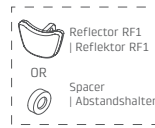
**Aluminum 2 axes fork mount | Verstellbarer CNC Aluminium Gabelhalter**  
 Available for HKSE70D / 90D/ 110D / 150D | Verfügbar für HKSE70D / 90D/ 110D / 150D



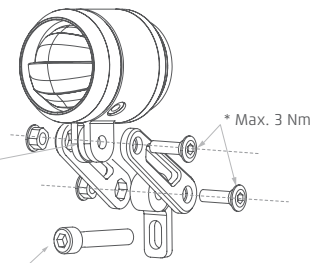
Model no. FK2A  
 Include | Inhalt:  
 1 x 2 axes fork mount | 1x 2 Arme für Halter  
 2 x M5 Mutual to lock bolt | 2 x M5 Halteschrauben  
 2 x M5 Mutual to lock nut | 2 x M5 Kontermutter



30 degree adjustable | 30 Grad verstellbar

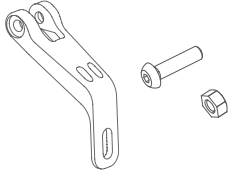


\* M6 Bolt for fork (Not included)  
 | M6 Schraube für Gabel (Nicht im Lieferumfang)

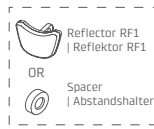


**Universal fork mount | Universal Gabelhalter**

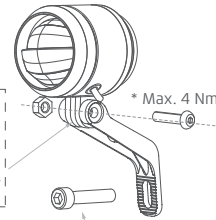
Available for HKSE70D / 90D/ 110D / 150D | Verfügbar für HKSE70D / 90D/ 110D / 150D



Model No. FKPL  
 Include | Inhalt:  
 1 x Plastic fork mount | 1 x Kunststoff Gabelhalter  
 1 x M5 20mm bolt | 1 x M5 20mm Schraube  
 1 x M5 4mm nut | 1 x M5 4mm Mutter

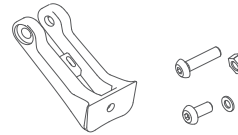


\* M6 Bolt for fork (Not included)  
 | M6 Schraube für Gabel (Nicht im Lieferumfang)

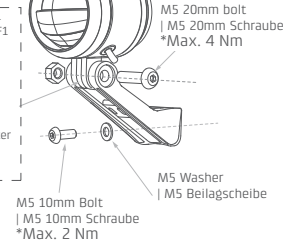
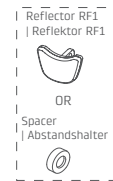


**Fork mount for SR Suntour MOBIE 34/45/25/A32, XCR32, XCM32 | Halter für SR Suntour MOBIE 34/45/25/A32, XCR32, XCM32**

Available for HKSE70D / 90D/ 110D / 150D  
 | Verfügbar für HKSE70D / 90D/ 110D / 150D

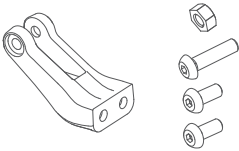


Model No. STU-3  
 Include | Inhalt:  
 1 x Mount for Suntour | 1 x Halter für Suntour  
 1 x M5 20mm bolt | 1 x M5 20mm Schraube  
 1 x M5 4mm nut | 1 x M5 4mm Mutter  
 1 x M5 10mm bolt | 1 x M5 10mm Schraube  
 1 x M5 Washer | 1 x M5 Beilagscheibe

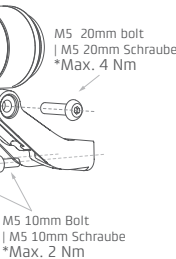
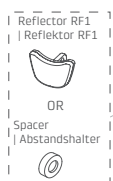


**Fork mount for FOX AWL | Halter für FOX AWL**

Available for HKSE70D / 90D/ 110D / 150D  
 | Verfügbar für HKSE70D / 90D/ 110D / 150D



Model No. STU-5  
 Include | Inhalt:  
 1 x Mount for FOX AWL | 1 x Halter für FOX AWL  
 1 x M5 20mm bolt | 1 x M5 20mm Schraube  
 1 x M5 4mm nut | 1 x M5 4mm Mutter  
 2 x M5 10mm bolt | 2 x M5 10mm Schraube

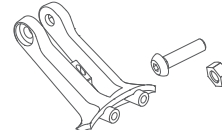


**Fork mount for SR Suntour NEX-E, NEX, CR8 | Halter für SR Suntour NEX-E, NEX, CR8**

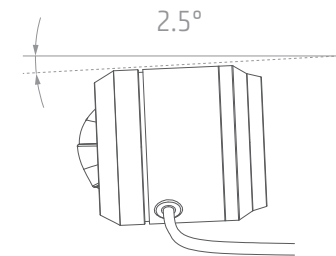
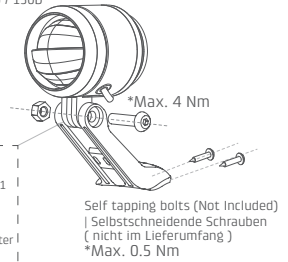
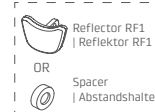
**Fork mount for SR Suntour NCX-E | Halter für SR Suntour NCX-E**

**Fork mount for SR Suntour SF20-NEX-E25 | Halter für SR Suntour SF20-NEX-E25**

Available for HKSE70D / 90D/ 110D / 150D | Verfügbar für HKSE70D / 90D/ 110D / 150D



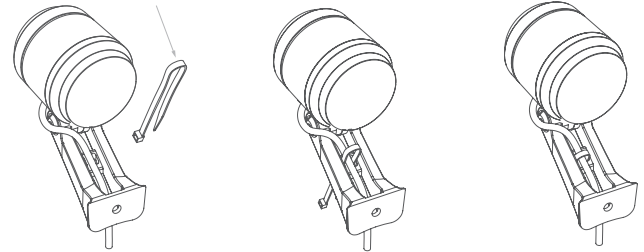
Model No. STU-1 /STU-2 /STU-4  
 Include | Inhalt:  
 1 x Mount for Suntour | 1 x Halter für Suntour  
 1 x M5 20mm bolt | 1 x M5 20mm Schraube  
 1 x M5 4mm nut | 1 x M5 4mm Mutter



**IMPORTANT! 2.5 DEGREES DOWNWARD INSTALLATION.**  
 | **WICHTIG! INSTALLATION MIT 2.5 GRAD NACH UNTEN.**

**Cable Sorting Suggestion**

Cable tie (Not Included)  
 | Kabelbinder ( nicht im Lieferumfang )



**Technical Data | Technische Daten**

These headlights have been developed for use on E-Bikes with speeds up to 25 km/h (Pedelects).  
 | Diese Scheinwerfer sind für E-Bikes bis zu 25 Km/h (Pedelects) entwickelt worden.

Model name.	SE-150	SE-110	SE-90	SE-70
Model no.	HKSE150D / HKSE150U HKSE150R / HKSE150L	HKSE110D / HKSE110U HKSE110R / HKSE110L	HKSE90D / HKSE90U	HKSE70D / HKSE70U
Light output	150 lux	110 lux	90 lux	70 lux
Optical technology	MTi	MTi	MTi	MTi
Light source	LED *2	LED *2	LED *1	LED *1
Input voltage (DC)	5 - 16V	5 - 16V	5 - 16V	5 - 16V
Power consumption	7.2W	5.6W	3.2W	2.7W
Cable diameter	ø 4 mm	ø 4 mm	ø 4 mm	ø 4 mm
Cable length	450 / 1400mm	450 / 1400mm	450 / 1400mm	450 / 1400mm
IP rating	IP56	IP56	IP56	IP56
Operating temperature (°C)	-25 - +70	-25 - +70	-25 - +70	-25 - +70
Material	Aluminum	Aluminum / Plastic	Plastic	Plastic
Weight (ext. cable)	91g	83g	66g	66g
Dimension (WxHxL)	ø 43.5 x 53 mm	ø 43.5 x 53 mm	ø 43.5 x 49 mm	ø 43.5 x 49 mm
Reflector (optional)	RF1 / RFD	RF1 / RFD	RF1	RF1
Compliance	RoHS / CE / Prop 65	RoHS / CE / Prop 65	RoHS / CE / Prop 65	RoHS / CE / Prop 65
Type of approval	StVZO-K	StVZO-K	StVZO-K	StVZO-K
Approval number	- K 1698	- K 1698	- K 1697	- K 1697

**Caution | VORSICHT**

**EN**

- When mounting the Litemove lights, please use the original screws and rubber from the bracket in the package.
- Please take care to tighten the screws with the right torque shown on each model.
- Never use a high-pressure hose or alcohol-containing fluids to clean. Do not use aggressive cleaning agents (also no alcohol!).
- According to German StVZO §67, the light needs to be mounted properly ready for use.
- Prior to every ride, a secure and sturdy connection of the light to its mounting bracket and of the mounting bracket to the bicycle must be checked and ensured.
- Mounting height of the headlight should be at least 400 mm and maximum 1200 mm above the ground.
- If an LED has failed, the headlight must be replaced accordingly.

**DE**

- Bei Installation des LITEMOVE Scheinwerfers bitte der Packung beiliegende Schrauben und Kleinteile verwenden.
- Bitte beachten Sie bei Anzug der Schrauben das richtige Anzugsmoment laut Aufdruck auf dem Produkt.
- Niemals hohen Luftdruck oder alkoholhaltige Flüssigkeiten zur Reinigung verwenden. Keine aggressiven Reiniger verwenden (ebenso keinen Alkohol!).
- Nach StVZO §67 müssen die lichttechnischen Einrichtungen vorschriftsmäßig und fest angebracht sowie ständig betriebsfertig sein. Lichttechnische Einrichtungen dürfen nicht verdeckt sein.
- Stellen sie den Lichtkegel des Scheinwerfers so ein, dass die Mitte des Lichtkegels in 5m halb so hoch ist wie der Scheinwerfer selbst.
- Anbauhöhe des Scheinwerfers soll mindesten 400 mm und maximal bis 1200 mm über den Boden betragen.
- Wenn eine LED ausgefallen ist muss der Scheinwerfer ersetzt werden.

M-HKSE-0E01-B10906

Technical modification reserved. | Technische Änderungen vorbehalten

info@lite-move.com  
 www.lite-move.com

